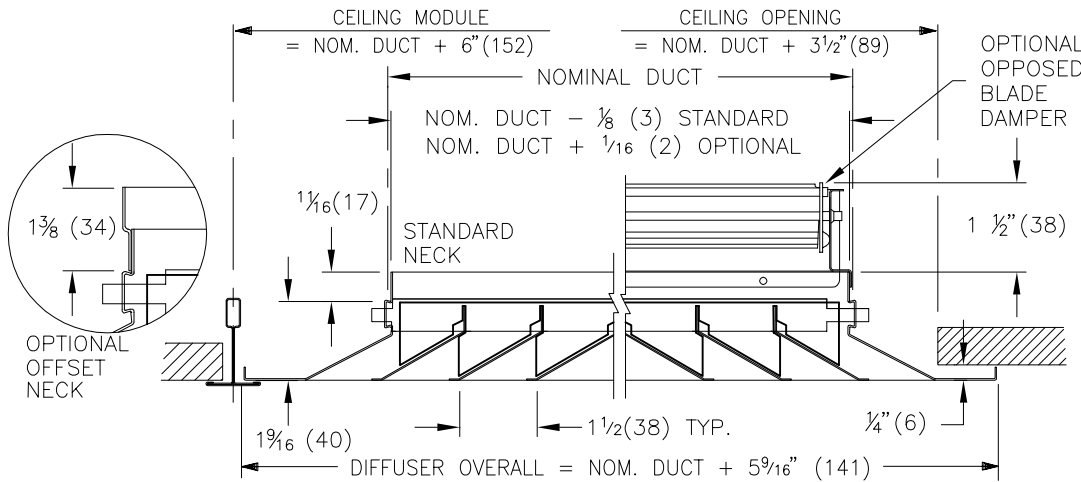


**SMX STEEL MODULAR DIFFUSER WITH MIXING VANES**

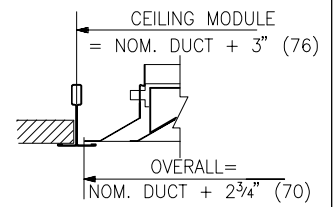
36 T-BAR

1 SURFACE MOUNT

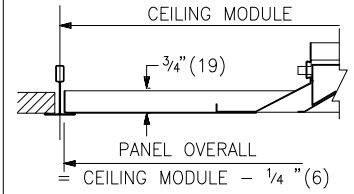
**FRAMES**



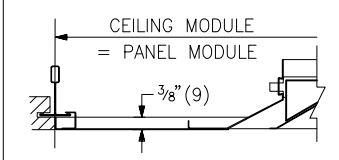
33 T-BAR



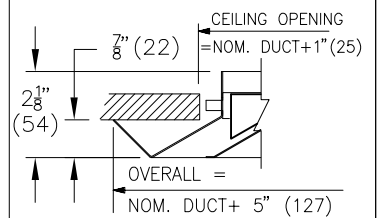
3P T-BAR



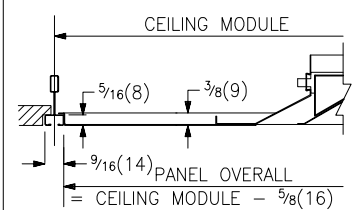
4P SPLINE



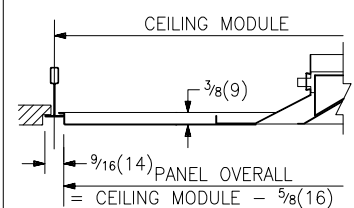
6 BEVELLED



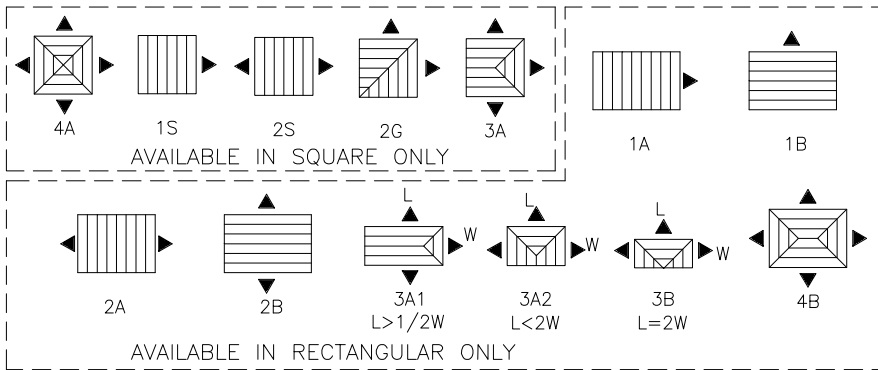
17P FINELINE



17P TEGULAR 9/16" T-BAR



**CORE STYLES:**



**OPTIONS:**

- ROUNDED CORE CORNERS
- OFFSET NECK: FITS OUTSIDE DUCT
- 3 COATED STEEL OPPOSED BLADE DAMPER (SHIPPED LOOSE)
- 3L COATED STEEL OPPOSED BLADE DAMPER (FACE OPERABLE)
- SR SQUARE TO ROUND ADAPTOR (SHIPPED MOUNTED)
- SR2 SQUARE TO ROUND ADAPTOR (SHIPPED LOOSE)
- SR3 SQUARE TO ROUND ADAPTOR (SHIPPED LOOSE) WITH STEEL OPPOSED BLADE DAMPER (SHIPPED LOOSE)
- SR3L SQUARE TO ROUND ADAPTOR (SHIPPED LOOSE) WITH FACE OPERABLE STEEL DAMPER
- SR8E SQUARE TO ROUND ADAPTOR (SHIPPED MOUNTED) WITH STEEL BUTTERFLY VOLUME CONTROL DAMPER (SHIPPED LOOSE). DAMPERS ARE ONLY AVAILABLE IN DUCT SIZES 4 TO 15

**MATERIAL:**

- ALL STEEL CONSTRUCTION (EXCEPT EXTRUDED ALUMINUM FRAME FOR #33 T-BAR ONLY).

**NOTE:**

- CORES SIZED IN INCREMENTS OF 3" (76) IN BOTH DIRECTIONS.
- STANDARD SIZES FOR RECTANGULAR CORES: 6X9, 6X12, 6X15, 6X18, 9X12
- FOR ALL STYLES: MIN. NOM. DUCT SIZE 6X6(152X152), 4 RD(102), MAX. NOM. DUCT SIZE 24X24(610X610), 24RD(610)
- WHEN OPTIONAL DAMPER ORDERED WITH OPTIONAL NECK: DAMPER SHIPPED LOOSE AND DUCT MOUNTED (BY OTHERS).
- STYLE 33 AVAILABLE IN SQUARE WITH 4A CORE ONLY.

**FINISH:**

- B12 WHITE (OPTIONAL FINISHES AVAILABLE)

ALL METRIC DIMENSIONS ( ) ARE SOFT CONVERTED. IMPERIAL DIMENSIONS ARE CONVERTED TO METRIC AND ROUNDED TO THE NEAREST MILLIMETER.

**PROJECT:**

**ENGINEER:**

**CUSTOMER:**

**SUBMITTAL DATE:**

**SPEC. SYMBOL:**

227952

2014/08/28

**PRICE®**

**SMX**

STEEL MODULAR DIFFUSER WITH MIXING VANES